6-1123723-8 ✔ ACTIVE

Economy Power

TE Internal #: 6-1123723-8

PCB Mount Header, Vertical, Wire-to-Board, 8 Position, 3.96 mm [.156 in] Centerline, Partially Shrouded, Tin, Through Hole - Solder, Economy Power

View on TE.com >

Connectors > PCB Connectors > PCB Headers & Receptacles






Connector System: **Wire-to-Board**

Number of Positions: **8**

Number of Rows: **1**

Centerline (Pitch): **3.96 mm [.156 in]**

PCB Mount Orientation: **Vertical**

Features

Product Type Features

Connector System	Wire-to-Board
Header Type	Partially Shrouded
Sealable	No
Connector & Contact Terminates To	Printed Circuit Board
PCB Connector Assembly Type	PCB Mount Header

Configuration Features

Connector Contact Load Condition	Fully Loaded
Number of Positions	8
Number of Rows	1
PCB Mount Orientation	Vertical

Electrical Characteristics

Operating Voltage	250 VAC

Body Features

Connector Profile	Low

Primary Product Color	Green

Contact Features

Contact Layout	Inline
Contact Mating Area Length	7.7 mm[.3 in]
Mating Square Post Dimension	1.14 mm[.045 in]
PCB Contact Termination Area Plating Material Thickness	1 µm[39.7 µin]
Contact Underplating Material Thickness	.8 µm[31.49 – 70.86 µin]
Contact Mating Area Plating Material Thickness	1 µm[39.37 µin]
PCB Contact Termination Area Plating Material Finish	Matte
Contact Shape & Form	Square
Contact Mating Area Plating Material Finish	Matte
Contact Underplating Material	Nickel
PCB Contact Termination Area Plating Material	Tin
Contact Base Material	Brass
Contact Mating Area Plating Material	Tin
Contact Type	Pin
Contact Current Rating (Max)	7.5 A

Termination Features

Square Termination Post & Tail Dimension	1.14 mm[.045 in]
Termination Post & Tail Length	3.7 mm[.146 in]
Termination Method to Printed Circuit Board	Through Hole - Solder

Mechanical Attachment

Mating Alignment Type	Polarization
Mating Retention	With
Mating Retention Type	Latch
Connector Mounting Type	Board Mount
Mating Alignment	With
PCB Mount Alignment	Without
PCB Mount Retention	Without

Housing Features

Housing Material	PBT GF
Centerline (Pitch)	3.96 mm[.156 in]

Dimensions

	1.245 in
Connector Height	10.7 mm[.421 in]
Connector Width	8.5 mm[.33 in]
PCB Thickness (Recommended)	1.6 mm[.063 in]

Usage Conditions

Operating Temperature Range	-25 – 105 °C[-13 – 221 °F]

Operation/Application

Circuit Application	Power

Industry Standards

Glow Wire Rating	Standard Part - Not Glow Wire
UL Flammability Rating	UL 94HB

Packaging Features

Packaging Quantity	1000
Packaging Type	Bag

Product Compliance

For compliance documentation, visit the product page on TE.com>

EU RoHS Directive 2011/65/EU	Compliant
EU ELV Directive 2000/53/EC	Compliant
China RoHS 2 Directive MIIT Order No 32, 2016	No Restricted Materials Above Threshold
EU REACH Regulation (EC) No. 1907/2006	Current ECHA Candidate List: JUNE 2022 (224) Candidate List Declared Against: JUNE 2022 (224) Does not contain REACH SVHC
Halogen Content	Not Low Halogen - contains Br or Cl > 900 ppm.
Solder Process Capability	Wave solder capable to 265°C

Product Compliance Disclaimer

This information is provided based on reasonable inquiry of our suppliers and represents our current actual knowledge based on the information they provided. This information is subject to change. The part numbers that TE has identified as EU RoHS compliant have a maximum concentration of 0.1% by weight in homogenous materials for lead, hexavalent chromium, mercury, PBB, PBDE, DBP, BBP, DEHP, DIBP, and 0.01% for cadmium, or qualify for an exemption to these limits as defined in the Annexes of Directive 2011/65/EU (RoHS2). Finished electrical and electronic equipment products will be CE marked as required by Directive 2011/65/EU. Components may not be CE marked. Additionally, the part numbers that TE has identified as EU ELV compliant have a maximum concentration of 0.1% by weight in homogenous

materials for lead, hexavalent chromium, and mercury, and 0.01% for cadmium, or qualify for an exemption to these limits as defined in the Annexes of Directive 2000/53/EC (ELV). Regarding the REACH Regulation, the information TE provides on SVHC in articles for this part number is based on the latest European Chemicals Agency (ECHA) 'Guidance on requirements for substances in articles' posted at this URL: https://echa.europa.eu/guidance-documents/guidance-on-reach

Compatible Parts

TE Part # 1744416-8
8 POS EP II HSG, GLOW WIRE

TE Part # 1123721-2
ECONOMY POWER CONN REC CONT



TE Part # 1123721-1
EP CONN. REC CONTACT

TE Part # 1-1123724-7
3.96 EP HDR ASSY 8P(NO 3#PIN, NATURAL)

TE Part # 1744497-8
08P EP-II HOUSING, GREY



TE Part # 6-1123722-8
3.96 EP PLUG HSG 8P(GREEN)

Also in the Series | Economy Power

Connector Contacts(1)

Insertion & Extraction Tools(1)



PCB Headers & Receptacles(166)



PCB Latches, Locks & Retainers(2)



Power Contacts(8)

Rectangular Connector Housings(1)

Rectangular Power Connectors(301)

Wire-to-Board Connector Assemblies & Housings(141)

Wire-to-Board Connector Contacts(6)

Documents

Product Drawings

3.96 EP HDR ASSY 8P(GREEN)

English

CAD Files

3D PDF

3D

Customer View Model

ENG_CVM_CVM_6-1123723-8_AD.2d_dxf.zip

English

Customer View Model

ENG_CVM_CVM_6-1123723-8_AD.3d_igs.zip

English

Customer View Model

ENG_CVM_CVM_6-1123723-8_AD.3d_stp.zip

English

By downloading the CAD file I accept and agree to the Terms and Conditions of use.

Product Specifications

Application Specification

English

Application Specification

Japanese

Application Specification

English

Instruction Sheets

Instruction Sheet (non U.S.)

Japanese

Economy Power (EP) Connector

Japanese